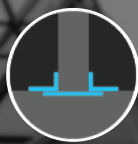




A CSW Industrials Company



EXPANSION JOINT SYSTEM
SELECTION GUIDE



balco.us/architectural

ARCHITECTURAL SYSTEMS

LEGEND

P = Pedestrian
HD = Heavy Duty
V = Vehicular
XH = X-Hour Fire Barrier
= Fire Barriers

| THERMAL | WIDTH (RANGE) | | | | FLOOR | WALL | CEILING | MOVEMENT | LOAD | MATERIAL |
|---------|------------------|-------|-------|----------|-------------|-------------|---------------|---------------|-----------------------|------------------------------|
| | MAX OPEN (RANGE) | | | | | | | | FIRE RATING | |
| | 1" | 25mm | 2" | 50mm | 7500 Series | 7500 Series | 7500 Series | ±25% | P | AL + Santoprene |
| | 1" | 25mm | 12" | 300mm | 6000 Series | 6000 Series | 6000 Series | ±50% | P | AL |
| | 2" | 50mm | 6" | 150mm | RPA | | | ±50% | P | AL |
| | 1" | 25mm | 2" | 50mm | GYM | | | ±50% | P | AL + Santoprene |
| | 1" | 25mm | 2" | 50mm | BCP | | | ±50% | P | AL |
| | 1" | 25mm | 4" | 100mm | | WD | WD | ±50% | n/a | AL |
| | 1" | 25mm | 4" | 100mm | HDTH | | | ±25% | HD | AL |
| | 1" | 25mm | 6" | 150mm | | BQSW | BQSW | ±10% | W | Acoustic Foam |
| 1" | 25mm | 4" | 100mm | XH4FS | | | ±50% | HD | AL | |
| 2" | 50mm | 6" | 150mm | BHS | | | ±50% to ±100% | HD | AL | |
| 1.25" | 30mm | 6" | 150mm | MBF | MBW | MBW | ±50% | 2H, 3H, 4H | Intumescent | |
| 1" | 25mm | 6" | 150mm | MF | MW | MW | ±50% | 2H | Intumescent | |
| SEISMIC | 3" | 75mm | 12" | 300mm | 9500 Series | 9500 Series | 9500 Series | ±50% to ±100% | P | AL + Santoprene |
| | 1" | 25mm | 6" | 150mm | NBAF | | | ±50% to ±100% | P | AL |
| | 6" | 150mm | 12" | 300mm | NBR | | | ±50% to ±100% | P | AL |
| | 2" | 50mm | 6" | 150mm | EXB | | | ±50% | P | AL |
| | 2" | 50mm | 6" | 150mm | EXF | | | ±50% | P | AL |
| | 2" | 50mm | 8" | 200mm | HDNB | | | ±50% | P, HD | AL |
| | 2" | 25mm | 24" | 600mm | PJC | | | ±50% to ±100% | P | AL |
| | 1" | 25mm | 4" | 100mm | HDTH | | | ±25% to ±33% | HD | AL |
| | 2" | 50mm | 6" | 150mm | BHS | | | ±50% | P | AL |
| | 2" | 50mm | 16" | 400mm | BHSF | | | ±50% to ±100% | HD | AL |
| | 0.5" | 12mm | 8" | 200mm | BCSF-SL | | | ±50% | P | Pre Compressed Silicone Foam |
| | 0.5" | 12mm | 8" | 200mm | BBSW | BBSW | | ±50% | P | Pre Compressed Silicone Foam |
| | 6" | 150mm | 15" | 375mm | BSLJ* | BSLJ | | ±50% | *P (Metal cover req.) | Pre Compressed Silicone Foam |
| | 0.5" | 12mm | 12" | 300mm | | BCSW | | ±50% | n/a | Pre Compressed Silicone Foam |
| | 0.5" | 12mm | 10" | 250mm | | BCSWE | | ±50% | n/a | Pre Compressed Silicone Foam |
| | 4" | 100mm | 12" | 300mm | | CM | CM | ±50% to ±100% | n/a | AL |
| | 4" | 100mm | 10" | 250mm | | FC | FC | ±50% to ±100% | n/a | AL |
| | 2" | 50mm | 10" | 250mm | | GC | GC | ±50% to ±100% | n/a | AL + Santoprene |
| | 2" | 50mm | 36" | 900mm | | TCWW | TCWW | ±50% | n/a | AL + Santoprene |
| | 2" | 50mm | 36" | 900mm | | TCVS | TCVS | ±100% | n/a | AL + Santoprene |
| | 1" | 25mm | 12" | 300mm | | 6GW | 6GW | ±50% to ±100% | n/a | AL |
| | 1" | 25mm | 8" | 200mm | | 6TW | 6TW | ±50% to ±100% | n/a | AL |
| | 4" | 100mm | 16" | 400mm | | PSW | | ±50% to ±100% | n/a | AL |
| | 3" | 75mm | 18" | 450mm | | CM | CM | ±50% to ±100% | n/a | AL |
| | 4" | 100mm | 18" | 450mm | | FC | FC | ±50% to ±100% | n/a | AL |
| | 1" | 25mm | 3" | 75mm | | | AC | ±100% | n/a | AL + Santoprene |
| | 2" | 50mm | 10" | 250mm | | | ACVS | ±100% | n/a | AL + Santoprene |
| | 2" | 50mm | 10" | 250mm | | | ACWW | ±50% to ±100% | n/a | AL + Santoprene |
| | 1" | 25mm | 4" | 100mm | | CE | CE | ±50% | n/a | Silicone |
| | 2" | 50mm | 10" | 250mm | | GCVS | GCVS | ±100% | n/a | Santoprene or Silicone |
| | 2" | 50mm | 10" | 250mm | | GCWW | GCWW | ±50% | n/a | Santoprene or Silicone |
| | 2" | 50mm | 12" | 300mm | | IS | IS | ±50% | n/a | Silicone |
| | 4" | 100mm | 36" | 900mm | | ISW | ISW | ±50% to ±100% | n/a | AL |
| | 4" | 100mm | 36" | 900mm | FFB | WFB | | ±50% to ±100% | 2H | Blanket |
| | 4" | 100mm | 36" | 900mm | MPF | | | ±50% to ±100% | 2H, 3H | Blanket |
| | 4" | 100mm | 36" | 900mm | MPSF | | | ±50% to ±100% | 2H | Blanket |
| 39" | 1m | 72" | 1.8m | MPSF max | | | ±50% to ±100% | 2H, 3H | Blanket | |
| 4" | 100mm | 36" | 900mm | MPUF | | | ±50% to ±100% | 2H | Blanket | |
| 4" | 100mm | 18" | 450mm | | MPSW | MPSW | ±50% to ±100% | 2H | Blanket | |
| 39" | 1m | 72" | 1.8m | | MPSW max | MPSW max | ±50% to ±100% | 2H | Blanket | |





balco.us/openair

PARKING/EXTERIOR SYSTEMS

LEGEND

P = Pedestrian
 HD = Heavy Duty
 V = Vehicular
 Snow = Snow Plow
 XH = X-Hour Fire Barrier
 = Fire Barriers

| THERMAL | WIDTH (RANGE) | | | | FLOOR | WALL | CEILING | ROOF | MOVEMENT | LOAD | MATERIAL |
|---------|------------------|-------|-------|-------|----------|----------|----------|----------|---------------|-----------------------|------------------------------|
| | MAX OPEN (RANGE) | | | | | | | | | FIRE RATING | |
| | 1" | 25mm | 4" | 100mm | CS | ES | ES | | ±50% | V | Santoprene |
| | 1" | 25mm | 3" | 75mm | ES | | | | V | EPDM | |
| | 2" | 50mm | 4" | 100mm | RB | | | | ±50% | V, Snow | Santoprene |
| | 2" | 50mm | 4" | 100mm | SSPD | | | | ±50% | V | AL + Santoprene |
| | 0.5" | 12mm | 8" | 200mm | BCSF-SL | | | | ±50% | P | Pre-compressed Silicone Foam |
| | 0.5" | 12mm | 12" | 300mm | | BCSW | BCSW | | ±50% | n/a | Pre-compressed Silicone Foam |
| | 1" | 25mm | 6" | 150mm | | BCSWE | BCSWE | | ±25% | n/a | Closed Cell Silicone Foam |
| | 1" | 25mm | 6" | 150mm | BHFE | | | | ±25% | P | Closed Cell Foam |
| 1.25" | 30mm | 6" | 150mm | MBF | MBW | MBW | MBF | ±50% | 2H, 3H, 4H | Intumescent | |
| 1" | 25mm | 6" | 150mm | MF | MW | MW | MF | ±50% | 2H | Intumescent | |
| SEISMIC | 2" | 50mm | 12" | 300mm | HPG | | | | ±50% | V | Steel |
| | 1" | 25mm | 4" | 100mm | XH4FSg | | | | ±50% | HD | AL |
| | 2" | 50mm | 8" | 200mm | DFH | | | | ±50% to ±100% | V | AL |
| | 4" | 100mm | 18" | 450mm | SM | | | | ±50% | V | AL |
| | 4" | 100mm | 8" | 200mm | SBP | | | | ±50% to ±100% | V | AL |
| | 1" | 25mm | 12" | 300mm | SMPQ | | | | ±50% to ±100% | V | AL |
| | 1" | 25mm | 8" | 200mm | SWPQ | | | | ±50% to ±100% | V | AL |
| | 6" | 150mm | 15" | 375mm | BSLJ* | BSLJ | | | ±25% | *P (Metal cover req.) | Closed Cell Foam |
| | 2" | 50mm | 36" | 900mm | | FCWW | FCWW | | ±50% | n/a | AL + Santoprene |
| | 2" | 50mm | 36" | 900mm | | FCVS | FCVS | | ±100% | n/a | AL + Santoprene |
| | 2" | 50mm | 18" | 450mm | | 9W | | 9W | ±50% to ±100% | n/a | AL |
| | 4" | 100mm | 18" | 450mm | | CMX | CMX | | ±50% to ±100% | n/a | AL |
| | 1" | 25mm | 18" | 450mm | | | | LPR | ±50% to ±100% | n/a | AL |
| | 2" | 50mm | 18" | 450mm | | | | FR | ±50% to ±100% | n/a | AL |
| | 2" | 50mm | 12" | 300mm | | EV | EV | | ±50% to ±100% | n/a | Silicone |
| | 2" | 50mm | 4" | 100mm | | CE | CE | | ±50% | n/a | Silicone |
| | 2" | 50mm | 12" | 300mm | | | | RRG | ±50% | n/a | Silicone |
| | 2" | 50mm | 18" | 450mm | | | | BRBG | ±50% | n/a | EPDM+Neoprene |
| | 3" | 75mm | 18" | 450mm | | CMX | | CMX | ±50% to ±100% | n/a | AL |
| | 1" | 25mm | 18" | 450mm | | 9W | | 9W | ±50% to ±100% | n/a | AL |
| | 8" | 200mm | 36" | 900mm | | PSWX | | | ±50% to ±100% | n/a | AL |
| | 2" | 50mm | 12" | 300mm | | EV | | | ±50% | n/a | Silicone |
| | 1" | 25mm | 18" | 450mm | | | | FR | ±50% to ±100% | n/a | AL |
| | 12" | 300mm | 36" | 900mm | | | | TRX | ±50% to ±100% | n/a | AL |
| | 4" | 100mm | 36" | 900mm | FFB | WFB | | FFB | ±50% to ±100% | 2H | Blanket |
| | 4" | 100mm | 36" | 900mm | MPF | | | MPF | ±50% to ±100% | 2H, 3H | Blanket |
| | 4" | 100mm | 36" | 900mm | MPSF | | | MPSF | ±50% to ±100% | 2H | Blanket |
| | 39" | 1m | 72" | 1.8m | MPSF max | | | MPSF max | ±50% to ±100% | 2H, 3H | Blanket |
| | 4" | 100mm | 36" | 900mm | MPUF | | | | ±50% to ±100% | 2H | Blanket |
| | 4" | 100mm | 18" | 450mm | | MPSW | MPSW | | ±50% to ±100% | 2H | Blanket |
| | 39" | 1m | 72" | 1.8m | | MPSW max | MPSW max | | ±50% to ±100% | 2H | Blanket |



Balco®, Inc. 2626 S Sheridan, Wichita, Kansas 67217 316.945.9328 | 800.767.0082 balcousa.com

Balco, the logos and other trademarks are property of Balco, Inc., its affiliates or its licensors and are protected by copyright, trademark and other intellectual property laws, and may not be used without permission. Balco, Inc. reserves the right to change specifications without prior notice.
©2022 Balco, Inc. All rights reserved. B50039-0822